



from Associated Equipment Corp.

Ace Industrial Products • 5043 Farlin Avenue • St. Louis, MO 63115 • 314-385-5178 • www.aceindustrialproducts.com

PORTABLE EXTRACTOR MOTOR OVERVIEW

For Ace 73-100, 200, 201, and 250 Series extractors



Part No. 65001

Replacement motor with gasket, brushes, and mounting bolts (not shown). Thermal protected. 120 Volt, 1 Phase.

Part No. 65002

Replacement motor gasket for 65001 motor. Neoprene.



Part No. 65077



Part No. 65007

Motor Brushes


Ace motor brushes are rated for 500 hours of use. Replacement brushes are sold in pairs. To determine the correct brush to use, identify the base color of the existing brush:

Brass base: 65077


Black/Brown base: 65007

Ace Portable Fume Extractor Brush Kit Replacement Procedure


1. Remove the 2 screws from the mounting bracket of the brush kit.



2. Using a small pair of needle-nose pliers, gently curl the locking tab up so that it can be grasped securely and pulled out.



- Using the pliers, firmly grasp the metal tab while holding the brush in the other hand and give a sharp tug to pull the tab out of the brush. The tab has a locking mechanism so it will resist being pulled out.



- Using the pliers, insert the locking tab into the new brush kit and push until fully seated.
- Orient the brush and replace the mounting bracket with the two screws.